ATLAS RESISTANCE®
Pier Foundation Systems

ATLAS™
CHANGING HISTORY

Foundation Repair Systems
for Civil Construction Applications: Residential, Commercial, Industrial

Atlas Resistance® Piers have been used to restore and/or stabilize homes and commercial structures that had settled due to a wide variety of soil problems. Foundation settlement and movement can be caused by building on expansive clay, compressible or improperly compacted fill soils, or improper maintenance around foundations. Whatever the cause, settlement can destroy the value of structures and render them unsafe.

Installation by smooth hydraulic pressure extends pier to reach competent end-bearing soil stratum.

Cost-effective rapid piers fit your job requirements

Properly installed, Atlas Resistance Piers can prevent settlement, stabilize foundations and restore settled structures nearly to their original positions, often closing structural defects such as cracks and deformities caused by the the settlement. Because the solution is both permanent and economically attractive, the structures retain or recover their value.

True end-bearing Atlas Resistance Piers are sold and installed only by contractors trained by Atlas and authorized to recommend and provide appropriate solutions to a wide range of soil problems.

Design professionals may request a **Chance® Civil Construction Technical Design Manual** on CD from their Distributor or Territory Manager listed on our web sites: **www.atlassys.com** or **www.abchance.com**.

Verifiable factor of safety achieved on each pier as installed

- **Reach competent soil below active zone**
- **No excavation or spoils to remove**
- **Installs in limited access**
- **Extendable in 3$^{1}/_{2}$-ft. sections**
- **Loads may be immediately applied**
- **Installs in any weather condition**

*Design Capacity	Pier Dia.	Bracket Systems Applications				
		Under Footing	Continuous Lift	Plate	Pre-Drilled	Helical Tie-back Combo
0 - 35 kip	2⅞"	Page 3	Page 4	Page 5	Page 6	Page 7
0 - 45.5 kip	3½"	Page 3	Page 4	Page 5	Page 6	Page 7
0 - 55 kip	4"	Page 3	Page 4	Page 5	Page 6	Page 7
0 - 70.5 kip	4½"	Page 3	Page 4	Page 5	Page 6	———

***Based on a Safety Factor of 2 for pier ultimate mechanical strength.**

For sample specs, technical library, case histories and distributors, go to www.atlassys.com

Atlas Resistance® Piers

Under Footing Bracket Systems

- **For lifts up to 4"**
- **Standard-Series and N-Series models**

Under Footing Bracket Atlas Resistance® Piers have 2⅞" to 4½" diameter pier sections with 0.165" to 0.237" wall thickness. Two-stage hydraulic installation develops end-bearing piers with a verifiable factor of safety. Multiple finishes and brackets are available. **For more details, see** the Chance Civil Construction **Technical Design Manual, Bulletin 01-0605.**

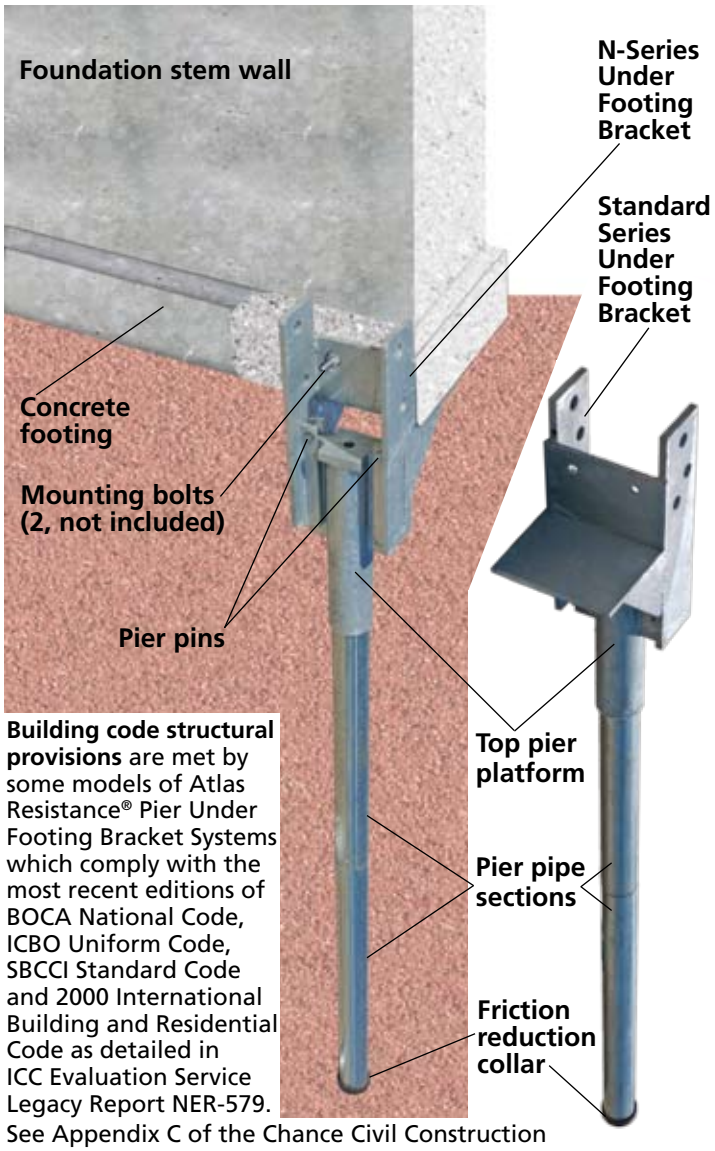

Building code structural provisions are met by some models of Atlas Resistance® Pier Under Footing Bracket Systems which comply with the most recent editions of BOCA National Code, ICBO Uniform Code, SBCCI Standard Code and 2000 International Building and Residential Code as detailed in ICC Evaluation Service Legacy Report NER-579. See Appendix C of the Chance Civil Construction **Technical Design Manual, Bulletin 01-0605.**

*Design Capacity	Under Footing Bracket Systems Atlas Resistance® Pier Sizes
0 - 30 kip	2⅞" Pier Diameter
0 - 35 kip	2⅞" Pier Diameter, Modified with reinforcing sleeve
0 - 42.5 kip	3½" Pier Diameter
0 - 45.5 kip	3½" Pier Diameter, Modified with reinforcing sleeve
0 - 49 kip	4" Pier Diameter
0 - 70.5 kip	4½" Pier Diameter

***Based on a Safety Factor of 2 for pier ultimate mechanical strength.**

Atlas Resistance® Piers

Continuous Lift Systems

- **For lifts exceeding 4", bracket fits under footing**
- **Exceptional, extended lift capabilities**

Continuous Lift Bracket Atlas Resistance® Piers have 2⅞" to 4" diameter pier sections with 0.165" to 0.219" wall thickness. Two-stage hydraulic installation develops end-bearing piers with a verifiable factor of safety. Multiple finishes are available. **For more details, see** the Chance Civil Construction **Technical Design Manual, Bulletin 01-0605.**

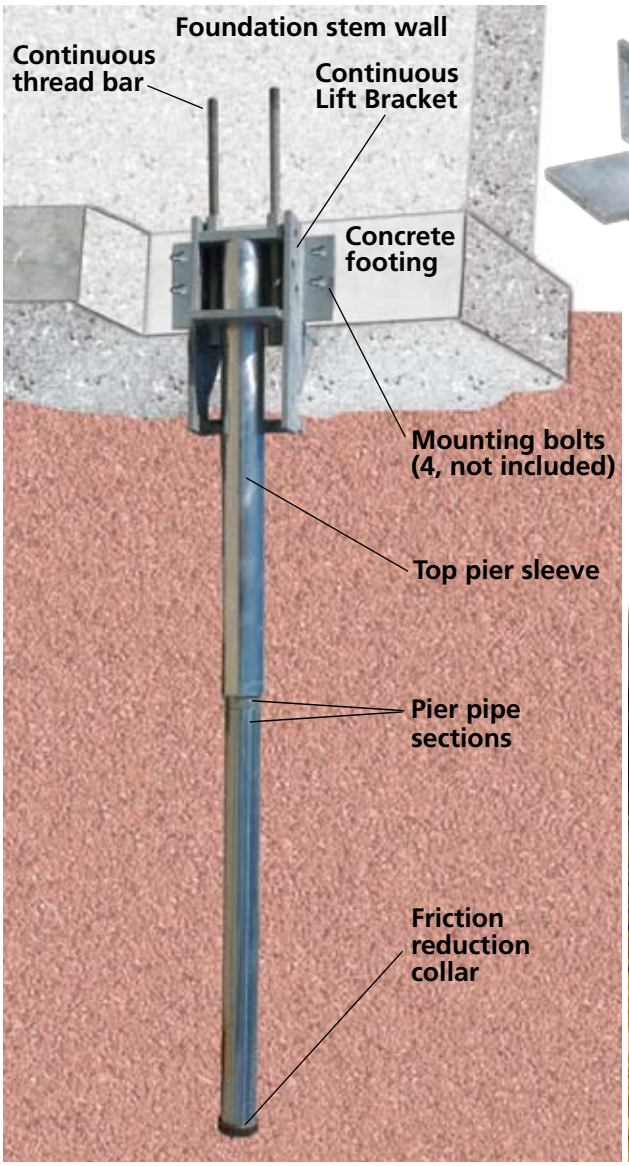



Continuous Lift *Plate Bracket* Atlas Resistance® Pier Systems also are available by *special order*. See page 5 for general information on Plate Bracket Systems.

*Design Capacity	Continuous Lift Bracket Systems Atlas Resistance® Pier Sizes
0 - 20 kip	2⅞" Pier Diameter
0 - 30.5 kip	3½" Pier Diameter
0 - 50 kip	4" Pier Diameter

***Based on a Safety Factor of 2 for pier ultimate mechanical strength.**

For sample specs, technical library, case histories and distributors, go to www.atlassys.com

Atlas Resistance® Piers

Plate Bracket Systems

- **Easy surface mount installation**
- **Also for round columns (custom manufactured)**
- **For lifts up to 4"**

Plate Bracket Atlas Resistance® Piers have 2⅞" to 4½" diameter pier sections with 0.165" to 0.237" wall thickness. Two-stage hydraulic installation develops end-bearing piers with a verifiable factor of safety. Multiple finishes are available. **For more details, see** the Chance Civil Construction **Technical Design Manual, Bulletin 01-0605.**



Continuous Lift Plate Bracket Atlas Resistance® Pier Systems also are available by *special order* (see page 4). *Pre-Drilled* Plate Bracket Atlas Resistance® Pier Systems also are available by *special order* (see page 6).

*Design Capacity	Plate Bracket Systems Atlas Resistance® Pier Sizes
0 - 35 kip	2⅞" Pier Diameter
0 - 45 kip	3½" Pier Diameter
0 - 51.5 kip	4" Pier Diameter
0 - 56 kip	4½" Pier Diameter

***Based on a Safety Factor of 2 for pier ultimate mechanical strength.**

Atlas Resistance® Piers

Pre-Drilled Systems

- **For lifts up to 4"**
- **For penetrating unsuitable rock near surface**
- **For digger head clearance, drilled hole eccentricity may be 6¾" from wall to pipe centerline**

Pre-Drilled Bracket Atlas Resistance® Piers have 2⅞" to 4½" diameter pier sections with 0.165" to 0.237" wall thickness. Two-stage hydraulic installation develops end-bearing piers with a verifiable factor of safety. Multiple finishes are available. **For more details, see** the Chance Civil Construction **Technical Design Manual, Bulletin 01-0605.**

Drilling through shallow rock layer permits this Pre-Drilled Pier Bracket System to reach load-bearing stratum below.



Pre-Drilled *Plate Bracket* Atlas Resistance® Pier Systems also are available by *special order* with capacities matching those listed below.
See page 5 for general information on Plate Bracket Systems.

*Design Capacity	Pre-Drilled Bracket Systems Atlas Resistance® Pier Sizes
0 - 29 kip	2⅞" Pier Diameter
0 - 31 kip	3½" Pier Diameter
0 - 38 kip	4" Pier Diameter
0 - 46 kip	4½" Pier Diameter

***Based on a Safety Factor of 2 for pier ultimate mechanical strength.**

For sample specs, technical library, case histories and distributors, go to www.atlassys.com

Atlas Resistance® Piers

Atlas Resistance Pier & Helical Tieback Combo

• For lateral support needed in conjunction with Atlas Resistance Pier

Where site conditions and load requirements warrant, this system combines Chance® helical tieback anchors with Atlas Resistance® Piers. The helical anchors contribute lateral support to the piers providing vertical support. This unique combination forms a fast, effective solution for challenges beyond the capabilities of other systems.

Components for a single unit include:
- Atlas Resistance® Modified Pier and Bracket
- Chance® Helical Tieback Anchor
- Bearing Plate
- Bevel Washer
- All-Thread Rebar and Nut
- Square Shaft-to-Threaded Bar Transition Coupling

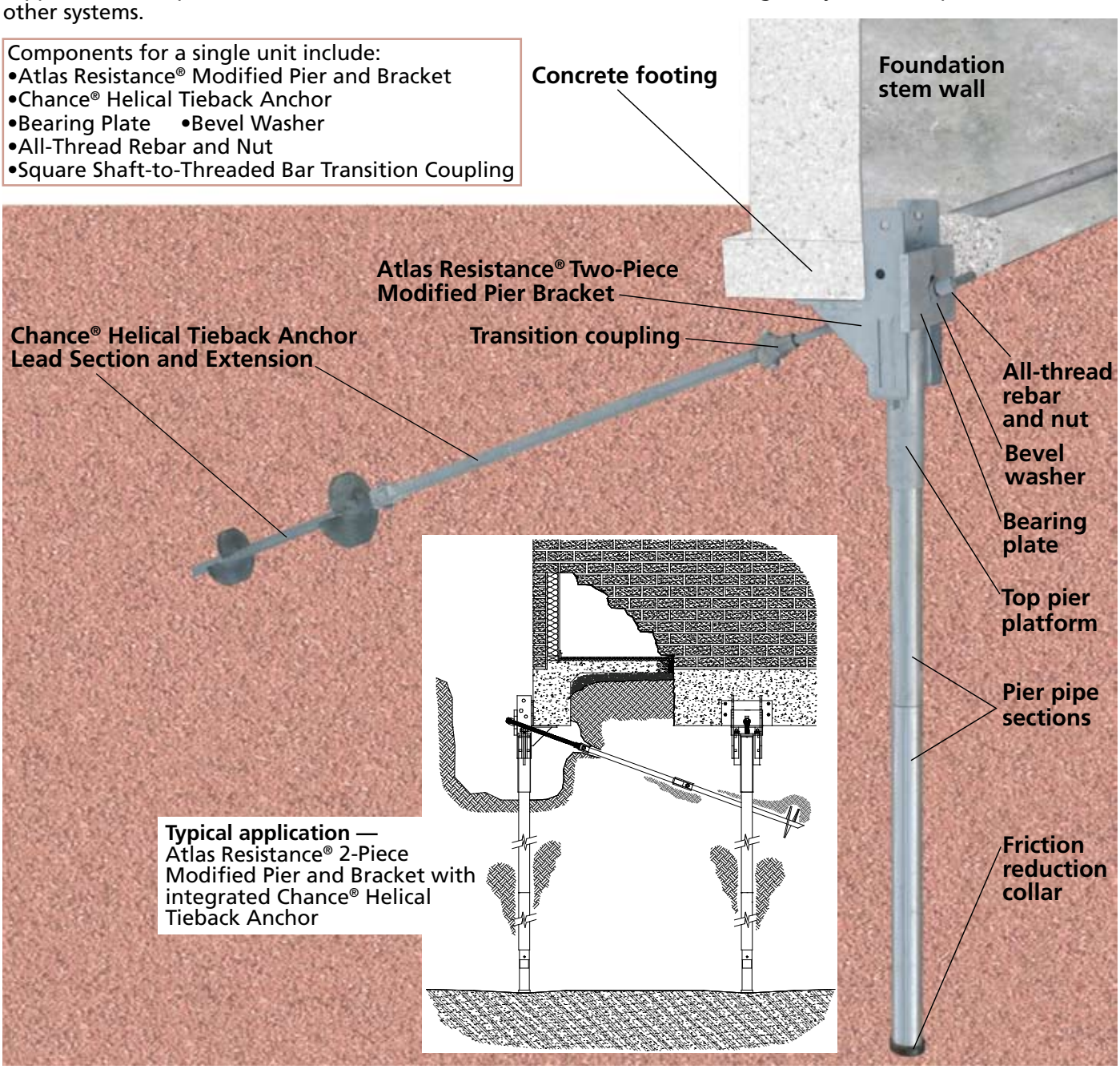

Typical application — Atlas Resistance® 2-Piece Modified Pier and Bracket with integrated Chance® Helical Tieback Anchor

*Pier Design Capacity	Pier and Tieback Combo Bracket Systems	
	Atlas Resistance® Modified Piers	Chance® Helical Tieback Anchors
0 - 35 kip	2⅞" Pier Diameter, reinforced top section	1¼" RC Square Shaft SS125 Series
0 - 45.5 kip	3½" Pier Diameter, reinforced top section	1½" RC Square Shaft SS5 and SS150 Series
0 - 55 kip	4" Pier Diameter, reinforced top section	1½" RC Square Shaft SS5 and SS150 Series 1¾" RC Square Shaft SS175 Series

***Based on a Safety Factor of 2 for pier ultimate mechanical strength.**

Anchoring the World

With both the CHANCE® and ATLAS™ brands, Chance Civil Construction is the international leader in earth anchoring and structural mitigation. CHANCE Helical piles and ATLAS Resistance® piers are used worldwide to secure residential and commercial buildings, tower foundations, heavy equipment foundations and many other deep foundation applications.

Engineered for dependability and long-term stability, our systems feature exclusive anchoring techniques, tools, designs and sizes that make other foundation methods a thing of the past.

Selected by application, our systems are your first line of defense against poor soil conditions, floods and time.

Demand A Better Foundation

With nearly 400 dealers and distributors nationwide and in Canada, we are ready to provide you everything you need to get the job done right. We offer engineering guidance, field supervision, accessibility, warehouses, material traceability, AWC-certified welders, technical support and complete documentation.

Ask a distributor near you for our comprehensive design manual (hardcopy or CD) or download a complete Sample Specification Guide online. Demand a better foundation today. Locate your nearest distributor at our web sites below.

Down. Right. Solid.

Our tagline is our promise. Our foundation and anchoring products go **down** with power into the ground and are accurate, level and **right** the first time. The result is **solid** stability.

CHANCE Civil Construction

CHANCE™ Since 1912 DOWN. RIGHT. SOLID. | ATLAS™ CHANGING HISTORY

www.abchance.com www.atlassys.com

HUBBELL POWER SYSTEMS, INC.

210 North Allen Street
Centralia, MO 65240
Tel. (573) 682-8414
Fax (573) 682-8660

Because Hubbell has a policy of continuous product improvement, we reserve the right to change design and specifications without notice.

©Copyright 2008 Hubbell, Inc. / Printed in USA / A&J10M03/08 / Bulletin 01-0701